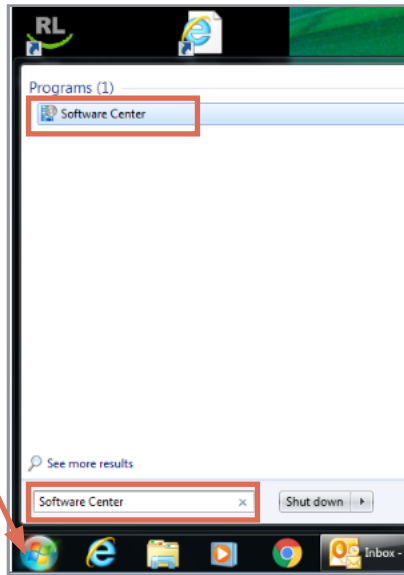


Install the software using the directions below and then follow the steps on the Quick Reference Guide for login and training information.

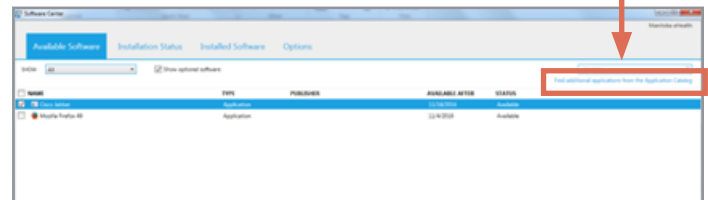
1. Install the software

2
Click on **Software Center** to select it.

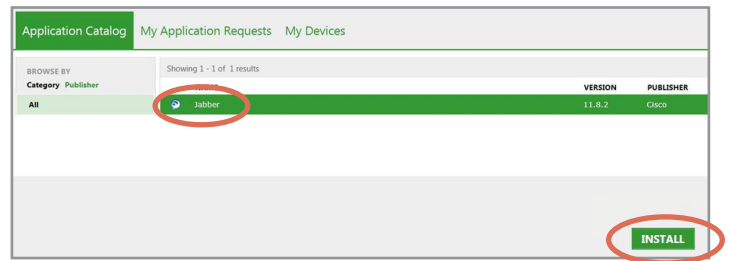


1
Click the **Start** button in the bottom left corner of your computer and type **Software Center** in the search box.

3 Click on **Find additional applications from the Application Catalog.**



4 Click on **Cisco Jabber** to select it and then click **Install**.



Note: Your Software Center may appear differently than shown above in which case Cisco Jabber may be available without searching in the Application Catalog.

2. Login Instructions and Quick Reference Guide

MyMBT Video Quick Reference Guide [click here](#).

MyMBT IM Quick Reference Guide [click here](#).



BE PRIVACY-WISE

Never include identifiable personal health information in messages being exchanged within this tool.