


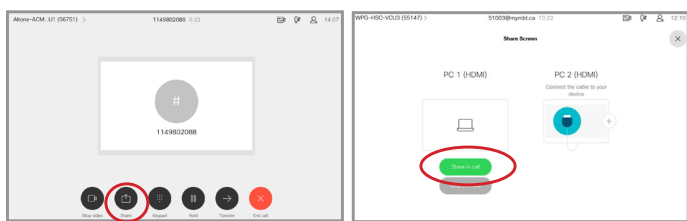
**1** Plug in and turn on the laptop/PC and your LCD projector.



**4** Follow the steps below to share your presentation during a call or outside of a call (to share with others in the room when you're not on a call).

(TRC6: Press the **Back** button on the remote control to display the onscreen menu items.)

**During a call**



Select **Share** and then **Share in call**.

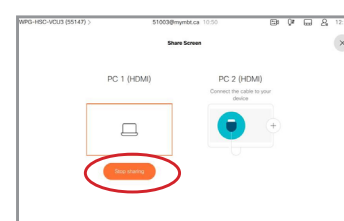
**!** DO NOT USE Keypad, Hold or Transfer.

**Outside a call**



Select **Share** on the home screen and then **Share** again.

**Stop sharing**



Select **Share** and then **Stop Sharing**.

If your laptop does not display your presentation press

**Windows key + P** Window key and P key on your keyboard and select **"Duplicate"**.

You may also need to change your resolution to 1280x720.

