
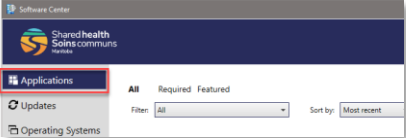




Microsoft Teams is a collaboration tool that is used for clinical secure messaging, file sharing, group chats/teams, videoconferencing (meetings or virtual visits) and much more.

Download Microsoft Teams from the Software Center	
1. Close Microsoft Outlook	Before starting the download process, close Outlook
2. Open Software Center	<ul style="list-style-type: none"> Click on Start Menu Search for Software Center Click on Software Center App 
3. Install Microsoft Teams	<ul style="list-style-type: none"> Select Applications  Click on Microsoft_Teams_x64_  Click Install
4. Open Microsoft Teams	<p>Once installation is complete, wait 2 minutes.</p> <ul style="list-style-type: none"> From the Start Menu open Microsoft Teams  <ul style="list-style-type: none"> Open Microsoft Outlook