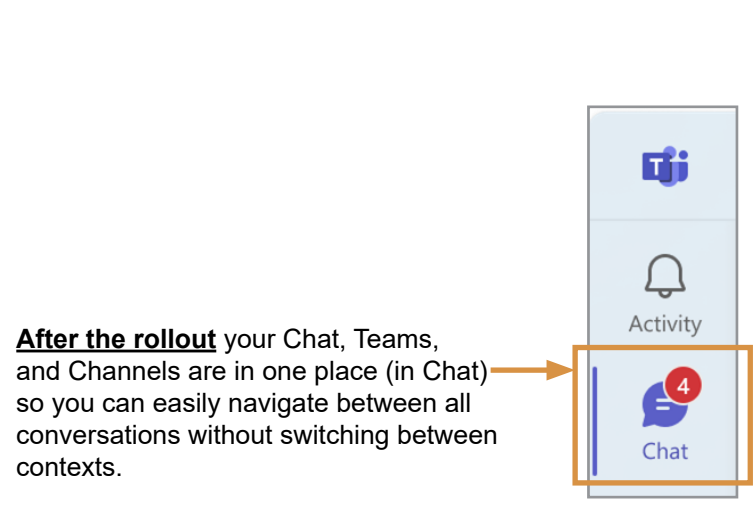
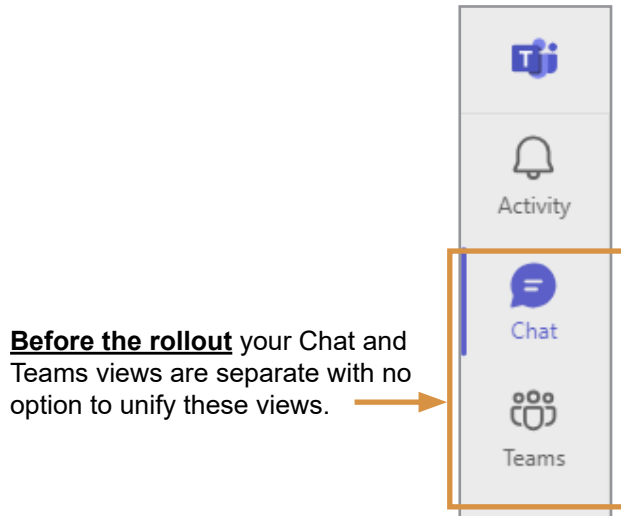


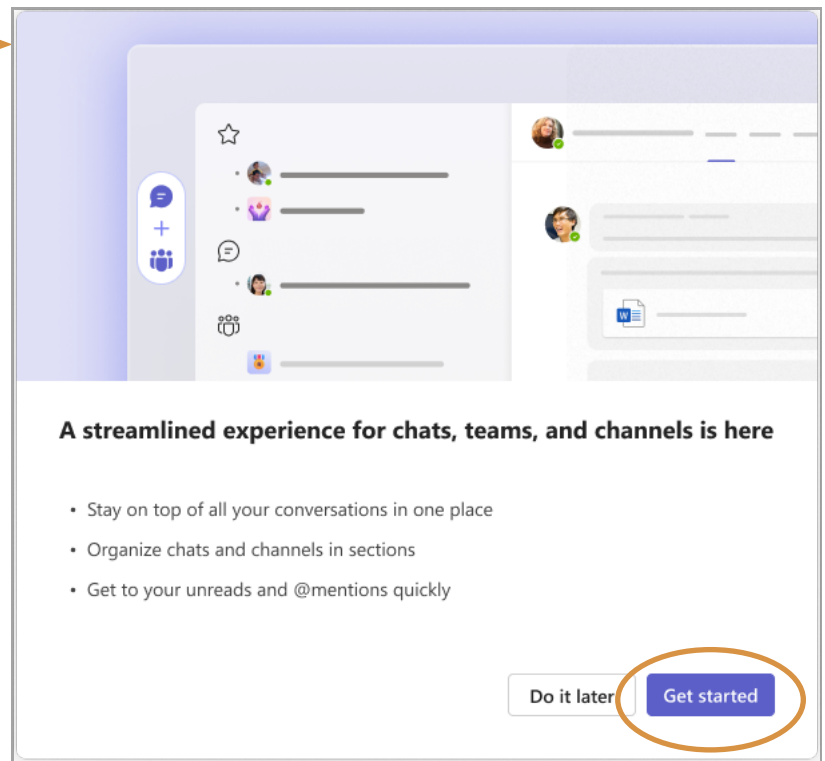
## A new Chat and Channels experience is coming soon

Bring your Chat, Teams, and Channels into one place and catch up without switching contexts. Create custom sections of Chats and Channels, and view all your personal @Mentions in one interactive list.



Click **Get started** when you see this window.

(Note: After you click **Get started**, you'll still have the option to keep your Chat separate from Teams and Channels like before. Review the additional information below.)



### Additional Information

- Watch this Microsoft [video](#) for a quick introduction overview.
- Review this Microsoft information on the [New Chat and Channels Experience](#) for details on how to keep your Chat and Teams separate and learn about other customization options.

## New features and key customization options

### Filters

Filter to unread messages to catch up on conversations across Chat and Channels (filters persist until turned off).

### @Mentions

Access messages directed at you in one interactive list containing Chats and Channels.

### Favorites

Contains your prioritized Chats and Channels (including any previously pinned ones).

### Chats

Sorted by most recent.

Message previews are off by default to simplify the list, but can be turned on under Teams settings.

### Teams and Channels

Organized in same order as in the previous Teams view.

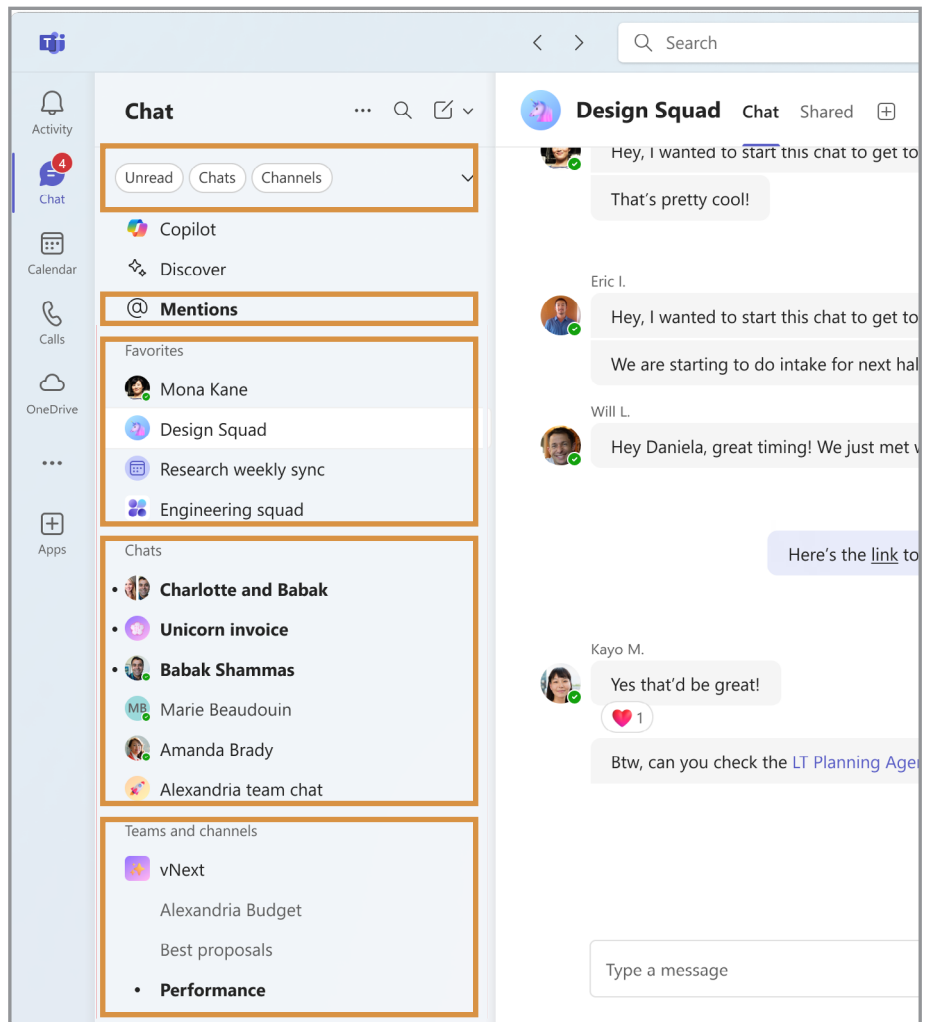
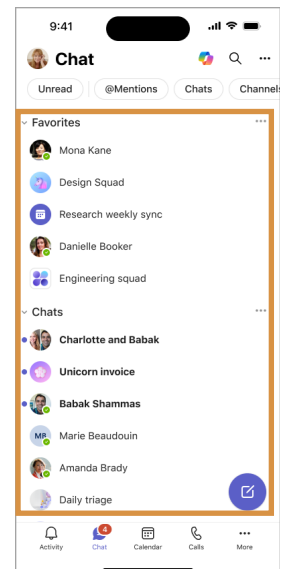


Fig. 1



### Customization options

- Create custom sections to organize conversations by projects and topics that can include individual, group, and meeting chats, as well as channels.
- Choose how to sort conversations as well as other options.
- Customize your experience in Teams Settings; you can also optimize with different settings on desktop and mobile (see Fig. 1 for an example of how the new features look in iOS, also available in Android).
- You can still use the new filters and the @Mentions even if you choose to keep the separate Chat and Channels.